

Reliability and Availability Analysis of Database System with Standby Unit Provided by the System Provider

Sukhvir Singh, Rahul Rishi, Gulshan Taneja, Amit Manocha

Abstract— The present paper deals with the study of a database system having Primary database and hot standby database unit which is provided by the system provider itself. There is an agreement with the system provider that on the failure of the hot standby unit, another similar unit is immediately provided by him. The primary unit is a production unit and synchronized with hot standby unit through online transfer of archive redo logs. Data being saved in the primary unit gets simultaneously stored in the hot standby unit. When the primary database unit fails, the hot standby database unit becomes the production database and primary database unit goes under repair.

The system is analyzed by making use of semi-Markov processes and regenerative point technique. Expression for Mean Time to System Failure, Mean Time to Failure of Primary Database Unit and Availability of Primary Unit are obtained. Graphical study has also been done.

Keywords- the hot standby database unit becomes the production database and primary database unit goes under repair.

I. INTRODUCTION

Reliability is defined as the probability of failure-free system operation in a specified environment for a specified period of time. It is important to assess the reliability of the critical and non-critical systems and availability of the system. Reliability models are a powerful tool for predicting, controlling, and assessing software reliability. A lot of work on standby systems has been done by various researchers including [1-6] in the field of reliability modeling. But the reliability modeling on primary and standby databases is yet to be reported in the literature of reliability. Our aim is to fill in such a gap. Thus, in the present paper, a system is analyzed when we have primary database and hot standby database provided by the service provider. Initially primary is operative and others are standby. Data is stored in the primary database and its redo log files are created at the primary site. These redo log files are archived to the redo log files at the standby sites and then are stored in the standby databases. As the primary database fails one of the hot standby databases becomes operative and at least one hot standby system is always available.

II. NOTATIONS

P_0 : Operative primary unit
 H_s : Hot stand by

Manuscript received on March 2013.

Sukhvir Singh, Department of Computer Science & Engg., NCCE, Israna, Haryana, India.

Dr.Rahul Rishi, Department of Computer Science & Engg., UIET, M.D.U. Rohtak, Haryana, India.

Dr. Gulshan Taneja, Department of Mathematics, MDU, Rohtak, Haryana, India.

Dr. Amit Manocha, Department of Mathematics, TITS, Bhiwani, Haryana, India.

λ : Constant failure rate of primary unit
 p_1 : Probability that primary database fails and hot standby working in synchronous with primary
 p_2 : Probability that primary database fails archiving was not done at standby site
 p_3 : Probability that primary database fails but redo log files were not updated in the hot standby database
 S_0 : Operative standby unit
 P_1HSAD : Primary unit fails and archiving not updated
 $P_1HS\bar{A}$: Primary unit fails and archiving not created
 F_r : Failed unit under repair
 F_R : Failed unit under repair from previous state
 S_r : Standby under repair
 S_w : Standby unit waiting for repair
 $g(t)/G(t)$: pdf/cdf of repair time of primary database.
 $h_1(t)/H_1(t)$: pdf/cdf of time to creating archiving.
 $h_2(t)/H_2(t)$: pdf/cdf of time to creating archiving manually.
 F_w : Failed unit waiting for repair.

III. TRANSITION PROBABILITIES AND MEAN SOJOURN TIME

A transition diagram showing the various states of transition of system is shown in this figure 3.1. The epochs of entry into states 0, 1, 2, 3 and 5 are regenerative points and thus these states are regenerative states. States 4 and 6 are failed states, whereas 2 and 3 are down states.

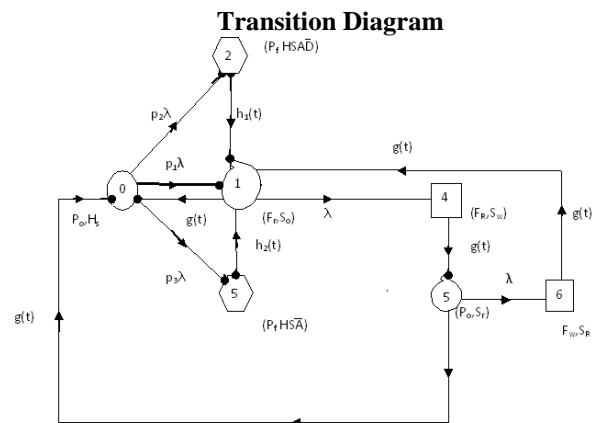


Fig.1

The transition probabilities are as follows:

$$\begin{aligned} dQ_{01} &= p_1\lambda e^{-\lambda t} dt \\ dQ_{02} &= p_2\lambda e^{-\lambda t} dt \\ dQ_{03} &= p_3\lambda e^{-\lambda t} dt \\ dQ_{21} &= h_1(t) dt \\ dQ_{31} &= h_2(t) dt \\ dQ_{50} &= e^{-\lambda t} g(t) dt \end{aligned}$$

$$dQ_{10} = e^{-\lambda t} g(t) dt$$

$$dQ_{14} = \lambda e^{-\lambda t} G(t) dt$$

$$dQ_{15}^{(4)} = [\lambda e^{-\lambda t} d \odot 1] g(t) dt$$

$$dQ_{51}^{(6)} = [\lambda e^{-\lambda t} d \odot 1] g(t) dt$$

The non-zero elements $p_{ij} = \lim_{s \rightarrow 0} q_{ij}^*(s)$ are given below:

$$p_{01} = p_1$$

$$p_{02} = p_2$$

$$p_{03} = p_3$$

$$p_{21} = 1$$

$$p_{31} = 1$$

$$p_{10} = g^*(\lambda)$$

$$p_{14} = 1 - g^*(\lambda)$$

$$p_{50} = g^*(\lambda)$$

$$p_{15}^{(4)} = 1 - g^*(\lambda)$$

$$p_{51}^{(6)} = 1 - g^*(\lambda)$$

By these transition probabilities, it can be verified that

$$p_{01} + p_{02} + p_{03} = 1$$

$$p_{21} = 1$$

$$p_{31} = 1$$

$$p_{10} + p_{14} = 1$$

$$p_{10} + p_{15}^{(4)} = 1$$

$$p_{50} + p_{51}^{(6)} = 1$$

The mean Sojourn Time (μ_i) in the regenerative state 'i' is given by

$$\mu_0 = \frac{1}{\lambda}$$

$$\mu_1 = \frac{1}{\lambda} [1 - g^*(\lambda)];$$

$$\mu_2 = -h_1^*(0);$$

$$\mu_3 = -h_2^*(0);$$

$$\mu_5 = \frac{1}{\lambda} [1 - g^*(\lambda)]$$

The unconditional time taken by system to transit for any regenerative state 'j' when it (time) is counted from the epoch of entrance into state 'i' is mathematically stated as:

$$m_{ij} = \int_0^{\infty} t dQ_{ij}(t) = -q_{ij}^*(0)$$

Thus

$$m_{01} + m_{02} + m_{03} = \mu_0$$

$$m_{21} = \mu_2$$

$$m_{31} = \mu_3$$

$$m_{10} + m_{14} = \mu_1$$

$$m_{10} + m_{15}^{(4)} = m_{50} + m_{51}^{(6)} = -g^{*1}(0) = k_1 \text{ (say)}$$

VI. MEAN TIME TO SYSTEM FAILURE

Let $\phi_i(t)$ be the c.d.f. of the first passage time from regenerative state i to a failed state. To determine the mean time to system failure (MTSF), regarding the failed state as absorbing state and employing the arguments used for regenerative processes, we have the following recursive relations for $\phi_i(t)$:

$$\phi_0(t) = Q_{01}(t) \phi_1(t) + Q_{02}(t) \phi_2(t) + Q_{03}(t) \phi_3(t)$$

$$\phi_1(t) = Q_{10}(t) \phi_0(t) + Q_{14}(t)$$

$$\phi_2(t) = Q_{21}(t) \phi_1(t)$$

$$\phi_3(t) = Q_{31}(t) \phi_1(t)$$

Now taking L.S.T. of the above equations and solving them for $\phi_0^*(s)$, we have

$$\phi_0^*(s) = \frac{N(s)}{D(s)}$$

where

$$N(s) = Q_{01}^*(s) Q_{14}^*(s) + Q_{02}^*(s) Q_{21}^*(s) Q_{14}^*(s) + Q_{03}^*(s) Q_{31}^*(s) Q_{14}^*(s)$$

$$D(s) = 1 - Q_{01}^*(s) Q_{10}^*(s) - Q_{02}^*(s) Q_{10}^*(s) Q_{21}^*(s) - Q_{03}^*(s) Q_{10}^*(s) Q_{31}^*(s)$$

Now the Mean Time to system Failure (MTSF) when the system starts from state '0' is

$$MTSF = \lim_{s \rightarrow 0} \frac{1 - \phi_0^*(s)}{s} = \frac{N}{D}$$

Where

$$N = \mu_0 + \mu_1 + p_{02} \mu_2 + p_{03} \mu_3$$

$$D = p_{14}$$

IV. MEAN TIME TO FAILURE OF PRIMARY DATABASE UNIT

Using the arguments of the theory of regenerative processes, we have the following recursive relation for $P_1(t)$:

$$P_0(t) = Q_{01}(t) + Q_{02}(t) + Q_{03}(t)$$

Now taking L.S.T. of above equation we have

$$P_0^*(s) = Q_{01}^*(s) + Q_{02}^*(s) + Q_{03}^*(s)$$

Mean Time to Failure of Primary storage device when the system starts from stage '0' is

$$MTFP = \lim_{s \rightarrow 0} \frac{1 - P_0^*(s)}{s} = N_1$$

Where $N_1 = \mu_0$

V. AVAILABILITY WHEN THE PRIMARY UNIT IS OPERATIVE

Using the probabilistic arguments, we have the following recursive relation for $AP_1(t)$:

$$AP_0(t) = M_0(t) + q_{01}(t) \odot AP_1(t) + q_{02}(t) \odot AP_2(t) + q_{03}(t) \odot AP_3(t)$$

$$AP_1(t) = q_{10}(t) \odot AP_0(t) + q_{15}^{(4)}(t) \odot AP_5(t)$$

$$AP_2(t) = q_{21}(t) \odot AP_1(t)$$

$$AP_3(t) = q_{31}(t) \odot AP_1(t)$$

$$AP_5(t) = M_5(t) + q_{50}(t) \odot AP_0(t) + q_{51}^{(6)}(t) \odot AP_1(t)$$

Where

$$M_0(t) = e^{-\lambda t}$$

$$M_5(t) = e^{-\lambda t} \bar{G}(t)$$

Taking Laplace transforms of the above equations and solving it for $AP_0^*(s)$, we get

$$AP_0^*(s) = \frac{N_2(s)}{D_1(s)}$$

Where

$$N_1(s) = [1 - q_{15}^{(4)*}(s) q_{51}^{(6)*}(s)] M_0^*(s) + [q_{01}^*(s) q_{15}^{(4)*}(s) +$$

$$q_{02}^*(s) q_{21}^*(s) q_{15}^{(4)*}(s) + q_{03}^*(s) q_{31}^*(s) q_{15}^{(4)*}(s)] M_5^*(s)$$

$$D_1(s) = 1 - q_{15}^{(4)*}(s) q_{51}^{(6)*}(s) - q_{01}^*(s) q_{10}^*(s) - q_{01}^*(s) q_{15}^{(4)*}(s) q_{50}^*(s)$$

In steady state, the availability of Primary Unit is given by

$$AP_0 = \lim_{s \rightarrow 0} sAP_0^*(s) = \frac{N_2}{D_1}$$

Where

$$N_2 = [1 - p_{15}^{(4)} q_{15}^{(4)}] \mu_0 + p_{15}^{(4)} \mu_5$$

$$\text{and } D_1 = [1 - p_{15}^{(4)} q_{15}^{(4)}] [\mu_0 + p_{02} \mu_2 + p_{03} \mu_3] + [1 + p_{15}^{(4)}] K_1$$

VI. GRAPHICAL ANALYSIS

The graphical analysis of the MTSF with respect to rate of updating the redo log files automatically and behavior of Availability with respect to updating redo log files automatically.

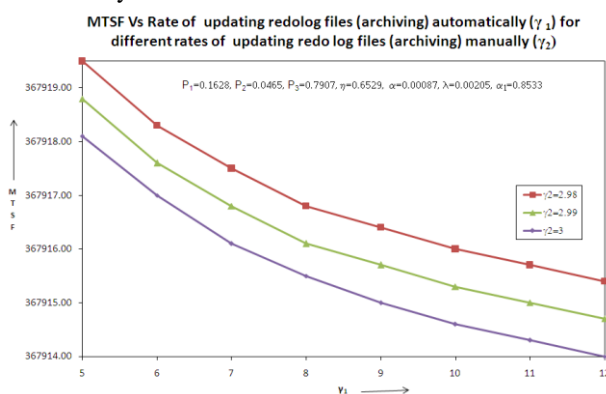


Fig.2

In the figure 2 graphs is plotted between MTSF and rate of updating the redo log files automatically (γ_1) for different rates of updating redo log files manually (γ_2).

It can be interpreted from the graph that MTSF decreases with the increase in the values of γ_1 and MTSF has higher values for lower values of γ_1 . It is also observed from the graph that MTSF has higher values for lower values of γ_2 (rate of updating redo log files manually)

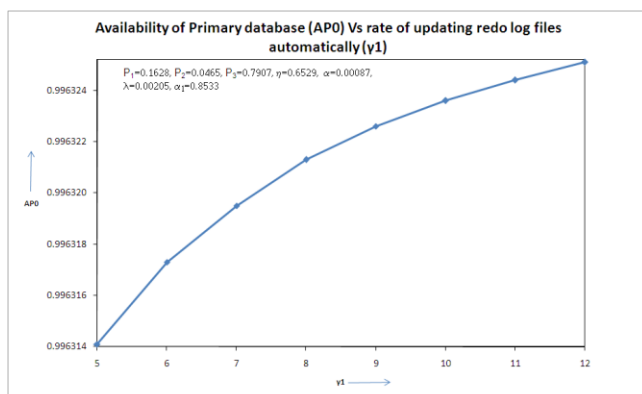


Fig3

The figure3 shows the behavior of Availability of primary database (AP_0) with respect to rate of updating the redo log files (archiving) automatically (γ_1). From the graph it is clear that the availability increases with the increase in the rate of updating redo log files (archiving) automatically.

REFERENCES

1. Lyu, M. R. (Ed.), Handbook of Software Reliability Engineering, IEEE Computer Society Press, 1996.
2. Denton, A. D. Accurate Software Reliability Estimation, Master of Science Thesis, Colorado State University, Fort Collins, Colorado, Fall 1999.
3. Lyu M. R., Nikora A., and Farr W., "A Systematic and Comprehensive Tool for Software Reliability Modeling and easurement", in Proceedings of IEEE FTCS-23, Toulouse, France, June 22-24 1993, pp. 648-653.
4. Stark, G., Software reliability tools, in: The Handbook of Software Reliability Engineering, (M. Lyu, Eds.), McGraw- Hill, New York, 1996.
5. Kanoun, K., Kaaniche, M., Laprie, J. C., and Metge, S., "SoRel: A Tool for Software Reliability Analysis and Evaluation from Statistical Failure Data", in Proceedings of 23rd IEEE International Symposium on Fault-Tolerant Computing, Toulouse, France, June 1993, pp. 654-659.
6. Chen, M. H., Mathur, A. P., and Rego, V. J., "TERSE, A Tool For Evaluating Software Reliability Models", in proceedings of the Fourth International Symposium on Software Reliability Engineering, Nov. 3-6, Colorado, 1993. pp. 274-283.
7. Gokhale, S. S., Marinos, P. N. and Trivedi, K. S., "Important Milestones in Software Reliability Modeling", in Proceedings of Software Engineering and Knowledge Engineering (SEKE '96), Lake Tahoe, NV, 1996, pp. 345- 352.
8. Hiroyuki Okamura and Tadashi Dohi, "Building Phase-Type Software Reliability Models", IEEE, 17th International Symposium on Software Reliability Engineering, 2006.
9. R.K. Tuteja, and G.Taneja, "Profit analysis of one server one unit system with partial failure and subject to random inspection", "Microelectron.Reliab.", vol 33, pp 319-322.1993.
10. S.M. Gupta, N.K. Jaiswal, L.R. Goel, "Stochastic behavior of a two unit cold standby system with three modes and allowed downtime", "Microelectron Reliability" vol. 23, pp. 333-336.
11. R.K.Tuteja, G.Taneja, and U.Vashistha, "Two-dissimilar units system wherein standby unit in working state may stop even without failure", International Journal of Management and Systems", vol 17 no1, pp 77-100, 2001
12. Khaled, M.E.S. and Mohammed, S.E.S., "Profit evaluation of two unit cold standby system with preventive and random changes in units." Journal of Mathematics and Statistics. vol 1, pp. 71-77. 2005
13. G.Taneja, V.K.Tyagi, and P. Bhardwaj., "Profit analysis of a single unit programmable logic controller (PLC)", "Pure and Applied Mathematika Sciences", vol. LX no (1-2), pp 55-71, 2004
14. G.Taneja, "Reliability and profit analysis of a system with PLC used as hot standby". Proc. INCREASE Reliability Engineering Centre, IIT, Kharagpur India, pp: 455-464., 2005 (Conference proceedings)
15. B. Parasher, and G.Taneja., "Reliability and profit evaluation of standby system based on a master-slave concept and two types of repair facilities". IEEE Trans. Reliability., 56: pp.534-539, 2007